

Amba / Solber

La diversidad de opciones de Solber / Amba convierte la oficina en un entorno agradable para el trabajo.

Solber / Amba ofrece a su oficina un estilo más clásico aunque sin renunciar a las formas del mobiliario actual, combinaciones con alas y cajoneras o almacenaje.

Amba / Solber

La diversité des options de Solber / Amba transforme le bureau en un agréable environnement de travail.

Solber / Amba offre à son travail un style plus classique bien que sans renoncer aux formes du mobilier actuel, combinaisons avec extensions et caissons ou meubles de rangements.

AMBA/SOLBER



Mesa individual 180 x 60 tapa blanco . Silla Hillary.

Poste individuel 180 x 60 plateau blanc . Siège Hillary.





Mesa individual con ala con cajonera pedestal / Poste individuel avec retour avec caisson porteur.





Mesa compacta 160x120 tapa roble. Silla Rich.

Poste compact 160 x 120 plateau en chêne . Siège Rich.



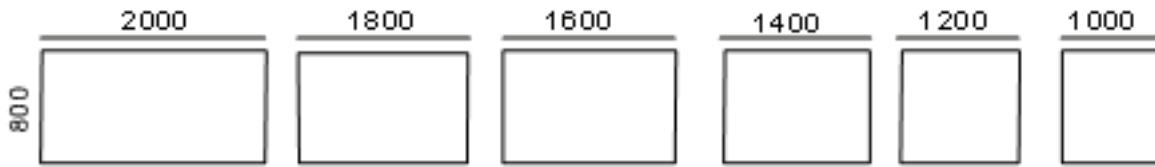


Puesto de trabajo con ala y cajonera colgante / Silla confidente carmen.

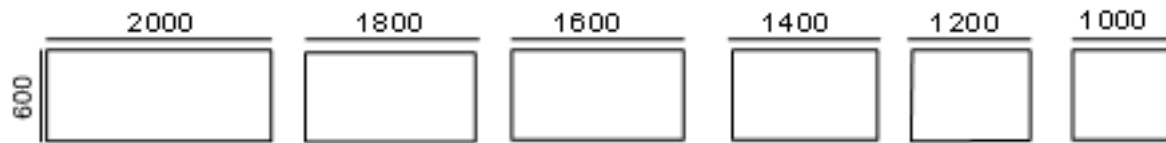
Poste de travail avec retour et caisson suspendu / Siège visiteur carmen.



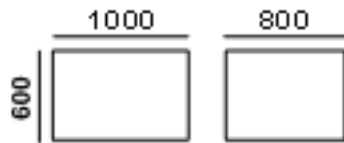
Mesas rectas 800 / Postes droits 800



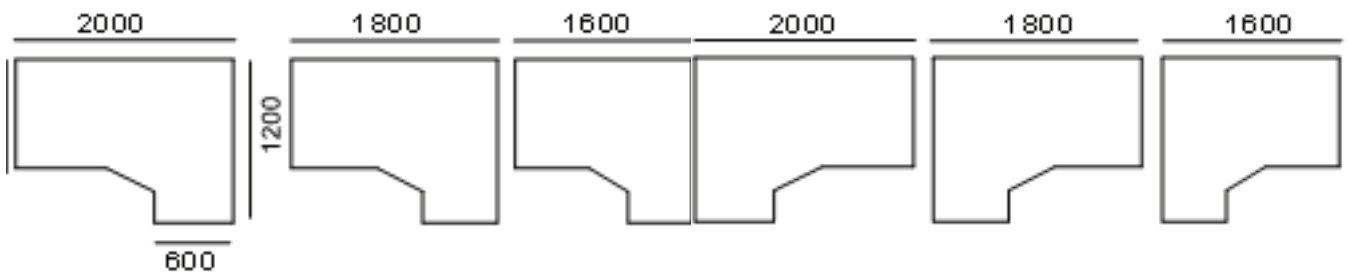
Mesas rectas 600 / Postes droits 600



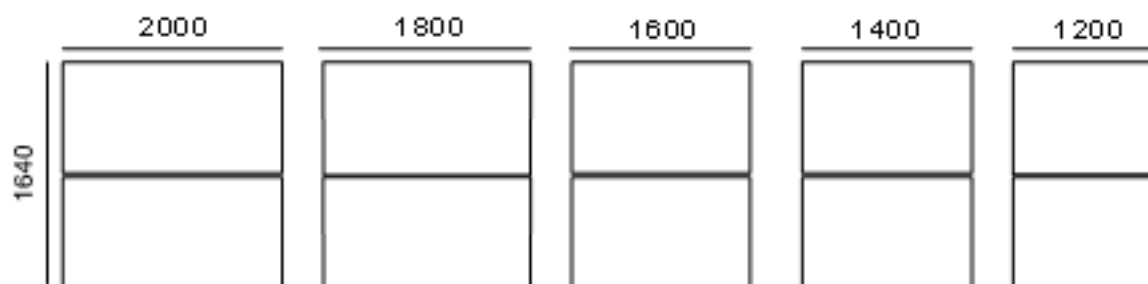
Alas / Retours








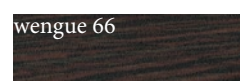


Puestos compactos / Postes compacts



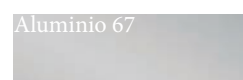




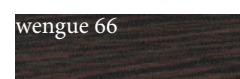

Puestos bench / Postes bench



Acabados tapa / Finitions plateau



Acabados estructura / Finitions structure



Técnico / Technique

Tapa / plateau

Tapa :

Tablero bilaminado en 30 mm (serie solber) o 25 mm espesor (serie amba)cantos en pvc 2 mm .

Plateau :

Épaisseur 30 mm (serie solber) épaisseur 25 mm (serie amba) chant plaque 2mm.

Faldón :

Tablero bilaminado en 19 mmcantos en pvc 1 mm .

Voile de fond :

Épaisseur 19 mm chant plaque 1 mm.

Estructura / Structure

Estructura:

Tablero bilaminado en 30 mm (serie solber) o 25 mm espesor (serie amba)cantos en pvc 2 mm .

Structure:

Épaisseur 30 mm (serie solber) épaisseur 25 mm (serie amba) chant plaque 2mm.